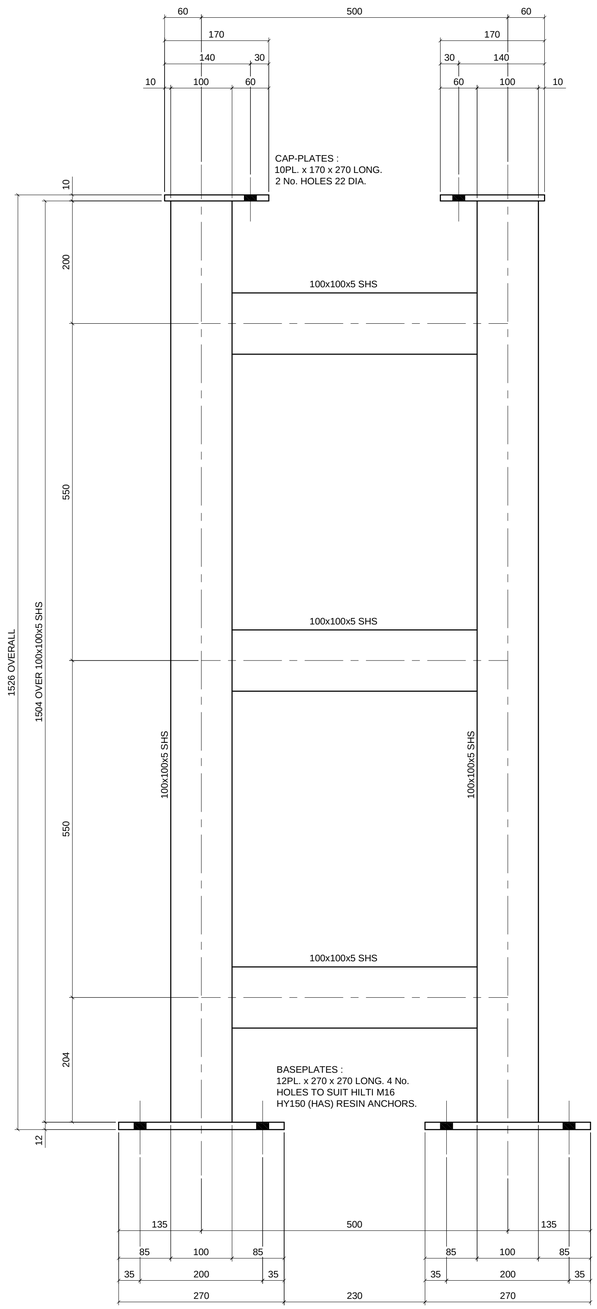

ELEVATION

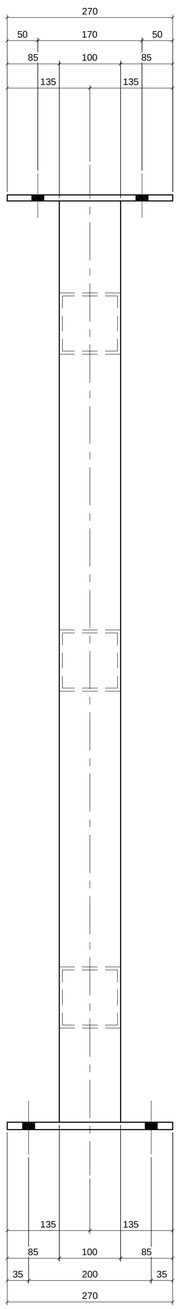

END ELEVATION

1 No. STAIR SUPPORT REQUIRED AS DRAWN MKD.5/1

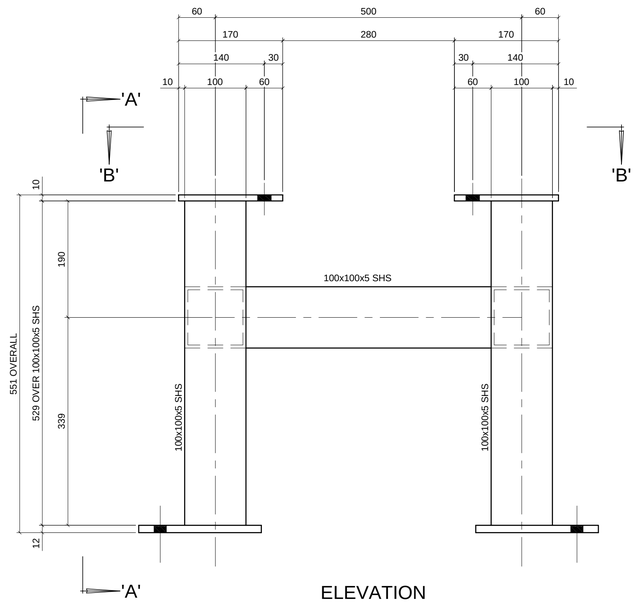

ELEVATION

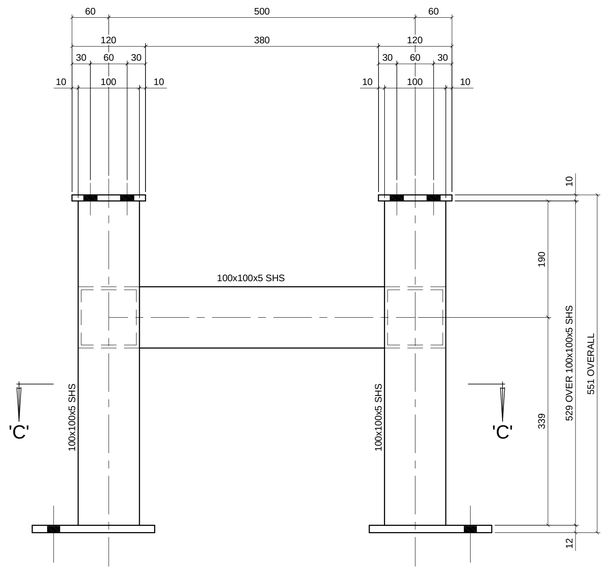

SECTION THRO' 'A'-'A'

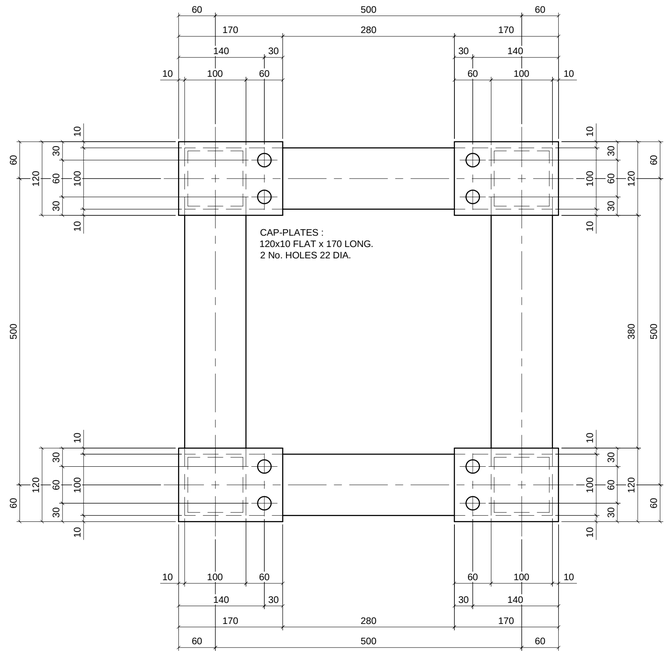

SECTION THRO' 'B'-'B'

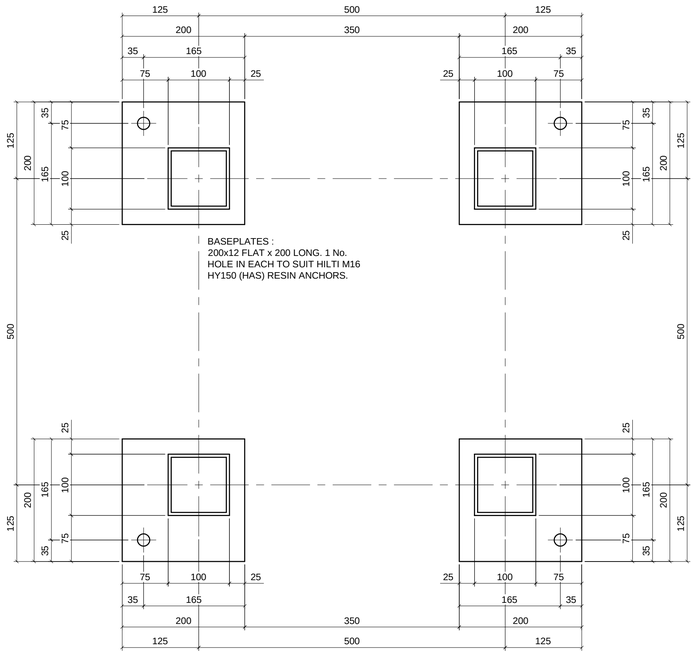

SECTION THRO' 'C'-'C'

1 No. STAIR SUPPORT REQUIRED AS DRAWN MKD.5/2

No.	DESCRIPTION	CHANGED	APPROVED	DATE

REVISIONS

TITLE :

DETAILS OF STAIR SUPPORT FRAME, EXTERNAL FIRE ESCAPE STAIR

THIS DRAWING IS THE EXCLUSIVE PROPERTY OF REDGATE ENGINEERING LIMITED AND MUST NOT BE COPIED OR LENT WITHOUT PRIOR WRITTEN CONSENT AND SHALL BE RETURNED UPON REQUEST

SURFACE FINISH IN MICRONS TO BS 1134-1990	SYMBOLS AND DIMENSIONS ETC. TO BS 308-1993
UNDIMENSIONED RADII - 1mm	WELDING TO BS 5135-1984
WELD SYMBOLS TO BS 449-1980	MARK WITH PART NUMBER AND ISSUE
ALL DIMENSIONS IN MILLIMETRES	

FABRICATION TOLERANCE :

UPTO 300mm ±1.0mm
300mm TO 1000mm ±2.0mm
ABOVE 1000mm ±3.0mm

UNTOLERANCED MACHINE DIMENSIONS ±0.25mm

PROJECTION

Drawing Produced By
Redgate Engineering Limited
B.B.I.C., Snydale Road, Cudworth, Barnsley, South Yorkshire, S72 8RP
Tel. : 01226 714106 Fax. : 01226 700722
Email : office@redgateengineering.co.uk

DRAWN	M. BROOKES	DATE	....	SCALE : 1 : 5
TRACED		DATE		CLIENT :
CHECKED		DATE		PROJECT :
APPROVED		DATE		

DRAWING No. : REL-902-005

SHEET 1 OF 1

REV. :